

Internet of Things

# IoT Smart Health LAB

Medical Care, Health Care and IoT



This is a healthcare practice equipment with IoT technology. It is capable of analyzing up to 13 types (11 basic types) of biomedical signals and transmitting or receiving the data through Wi-Fi or Bluetooth. It also can be remotely monitored from PC and Smart Phone through Hybrid Web.



# Medical Care, Health Care and IoT

## IoT Smart Health LAB



- Application of Raspberry Pi based IoT Gateway
- Arduino-based sensor transmission and reception
- Up to 13 bio signal measurements
- Acquiring bio signal knowledge
- 10.1 inch touch monitor application
- Monitoring measured values on GUI (Graphical User Interface) via App and Web
- Setting specific sensor value and sending the data through SMS and E-Mail

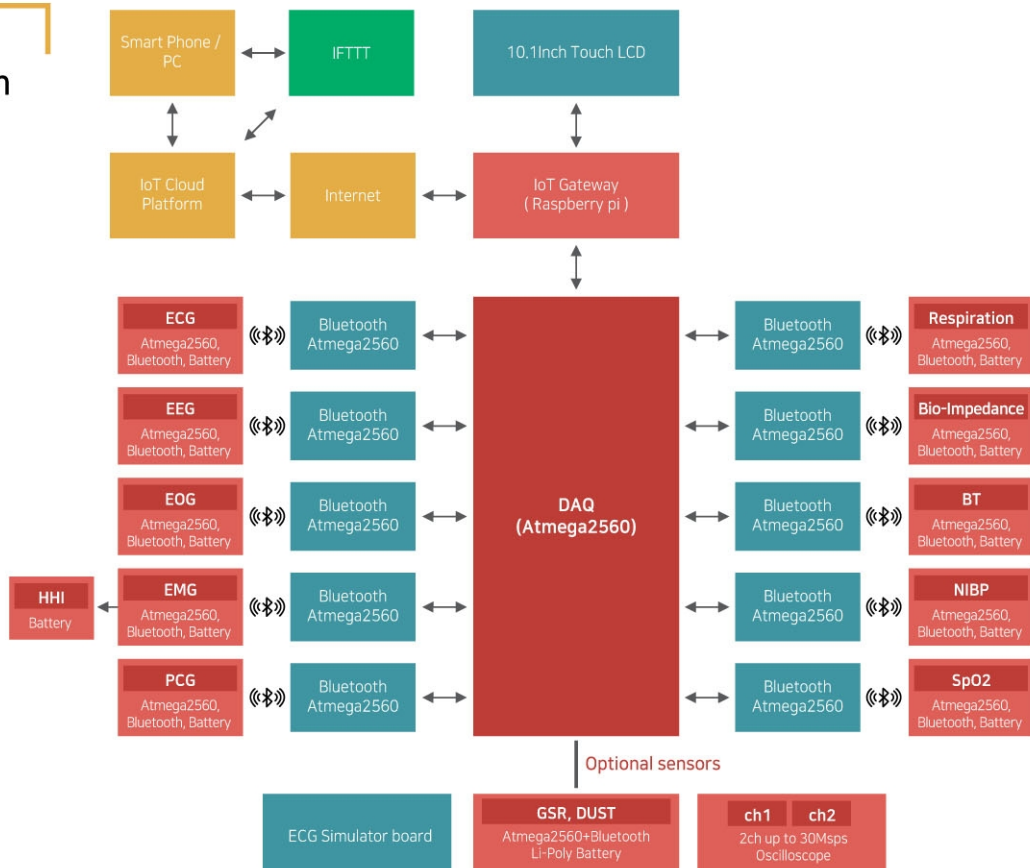
## Product Overview

This is a healthcare practice equipment with IoT technology. It is capable of analyzing up to 13 types (11 basic types) of biomedical signals and transmitting or receiving the data through Wi-Fi or Bluetooth. It also can be remotely monitored from PC and Smart Phone through Hybrid Web.

## Product Features

- It is possible to learn about implementation and analysis of measurement algorithm based on principle of bio-signal.
- Measurement of up to 13 sensors is available including 2 options of GSR and DUST in addition to the basic 11 sensors such as ECG, EEG, EMG+HHI, EOG, PCG, Respiration, NIBP, BT, SpO2, HR and Bio-impedance.
- It is convenient to monitor measurement data using 10.1 inch electrostatic touch LCD.
- Each sensor module has a rechargeable battery and can be linked with Wi-Fi and Bluetooth.
- AVR MCU with Arduino is applied to the sensor module and the receiving module for more various exercises.
- In addition to the basic 11 sensor modules, you can select and use additional modules depending on the learning purpose.
- Measured sensor values can be monitored on PC and Smart Phone through Hybrid Web.
- Provides SMS and e-mail service for specific sensor values by using alarm process and IFTTT.
- Supports interface linked with Android and Arduino for comprehensive application practice.
- Supports both on-board type and module type at the same time.

## Block Diagram








## Hardware & Software Specifications

Module	Category	Specifications
10.1inch Touch LCD	DISPLAY	HDMI 1280x800 IPS Touchscreen
Raspberry Pi 4	CPU	Broadcom BCM2711 1.5Ghz Cortex-A72 quad-core
	Bluetooth	Ver 5.0
	Ethernet	10/100 BaseT
	Wi-Fi	802.11n
	Storage	Micro-SD
	USB	USB 2.0 2ports, USB 3.0 2ports
	HDMI	HDMI 2 * micro HDMI
Software	Raspberrry pi	- Raspbian : Nov 2018 - Kernal : 4.14.98-v7+ - GCC : 6.3.0
	Server	- Lighttpd : 1.4.45 - PHP : 7.0.33-0+deb9u3

### • Data Collecting Part







Module	Category	Specifications
	MCU	ATMEGA2560
	Memory	256KB Flash
	Bootloader	Arduino
	Clock Speed	Up to 16MHz
	Debug	SWD & USB
	External ADC	4ch
	MCU	ATMEGA2560
	Memory	256KB Flash
	Bootloader	Arduino
	Clock Speed	Up to 16MHz
	Debug	SWD & USB
	Bluetooth	V2.0 UART 9600bps

### • ECG Signal Generating Part







Module	Category	Specifications
	Display	LCD
	Button	5EA
	Electrode	3EA
	ECG Rate	80BPM
	Amplitude	1mV
	Accuracy	+/-5%




• **Bio-Signal Measuring Part**

Module	Category	Specifications
	MCU	ATMEGA2560
	Memory	256KB Flash
	Bootloader	Arduino
	Clock Speed	Up to 16MHz
	Debug	SWD & USB
	Bluetooth	V2.0 UART 9600bps
	Supply Voltage	3.7v 500mAh Li-Poly Battery
<b>1. EOG</b> 	Measurement Contents	Eye Conduction
	Number of Electrodes	3 Points
	Measurement Range	10mV ~ 30mV
	Filter	Low-pass : 4.5Hz High-pass : 0.5Hz
	Supply Voltage	+5V
<b>2. PCG</b> 	Measurement Contents	Phonocardiogram
	Measurement Sensor	Condenser Mic
	Listening Method	Head-Phone
	Filter	Low-pass : 100Hz High-pass : 0.5Hz
	Supply Voltage	+5V
<b>3. EMG</b> 	Measurement Contents	Electromyogram
	Number of Electrodes	3 Points
	Gain	10,350x
	Differential Input Voltage	2~5mV
	Supply Voltage	+5V
<b>4. HHI</b> 	Measurement Contents	Human Interface
	Number of Electrodes	2 Points
	Output Voltage	220V, 15mA
	Supply Voltage	Li-Poly 3.6V Battery
<b>5. ECG</b> 	Measurement Contents	Electrocardiography
	Measure Point	3 Points
	ADC Resolution	24Bits
	Sample rate (Max)	8kSPS
	Input type	Differential, Single-Ended
	Supply Voltage	3.3V



- **Bio-Signal Measuring Part**

Module	Category	Specifications
<b>6. NIBP</b> 	Measurement Contents	Blood Pressure
	Measurement Method	Cuff wearing
	Measurement Range	Pulse Rate : 40~200bpm Systolic Pressure : 60~250mmHg Diastolic Pressure : 40~200mmHg
	Supply Voltage	5V, 12V
<b>7. BT</b> 	Measurement Contents	Body Temperature
	Measure	Infra Red Thermometer
	Measurement resolution	0.02°C
	Measure range	-40°C ~ +125°C
<b>8. SpO2</b> 	Power supply	3.3V
	Measurement Contents	Pulse oximeter
	Measure	Optical biosensing
	ADC Resolution	22bit
<b>9. Respiration</b> 	Heart rate monitor	
	Power supply	1.8V, 3.3V
	Measurement Contents	Respiration
	Measurement Point	3Points
<b>10. Bio-Impedance</b> 	ADC Resolution	24Bits
	Sample rate (Max)	8kSPS
	Input type	Differential, Single-Ended
	Power supply	5V
	Weight-scale measurement	
	Body composition measurement	
<b>11. EEG</b> 	Measure Point	2Points
	Measurement Range	1000hm ~ 1K0hm
	Accuracy	±1%
	Frequency	Single Frequency(>60hz)
	Power supply	5V
	Measurement Contents	Electroencephalogram
	Number of Electrodes	3 Points
Band width	0.1~50Hz	
Filter	Hi-pass (0.1Hz), Low-pass (50Hz), Notch (60Hz)	
Measurement Range	0.1~3.3V	
Supply Voltage	5V	

• **Oscilloscope (Option)**

Module	Category	Specifications
	Channel	2ch
	Band width	60MHz
	Sampling Rate	60M sampling/sec
	Voltage Division	0.02V ~ 5V
	Interface	USB

• **Option Modules (2 Types)**

Module	Category	Specifications
<b>12. GSR</b> 	Measurement Contents	Skin Conductivity
	Measurement Method	Finger Electrode (2 Fingers)
	Supply Voltage	5V
<b>13. DUST</b> 	Measurement Contents	Dust
	Measurement Method	Atmospheric exposure
	Measurement Range	0~1,000µg/m3
	Communication	I <sup>2</sup> C
	Supply Voltage	5V

## Training Contents


Basic Course	Contents	
<b>IoT SMART HEALTH LAB</b>	<ul style="list-style-type: none"> <li>- Bio-signal Theory</li> <li>- Arduino Development Environment</li> <li>- GPIO</li> <li>- I<sup>2</sup>C Communication</li> <li>- UART Communication</li> <li>- Bluetooth Communication</li> <li>- A/D Converter</li> <li>- Theory and Measurement of ECG</li> <li>- Theory and Measurement of EOG</li> <li>- Theory and Measurement of EMG</li> <li>- Theory and Measurement of EEG</li> <li>- Theory and Measurement of Dust</li> <li>- Theory and Measurement of PCG</li> </ul>	<ul style="list-style-type: none"> <li>- Theory and Measurement of HHI</li> <li>- Theory and Measurement of NIBP</li> <li>- Theory and Measurement of BT</li> <li>- Theory and Measurement of HR</li> <li>- Theory and Measurement of Respiration</li> <li>- Theory and Measurement of SpO<sub>2</sub></li> <li>- Theory and Measurement of Bio-Impedance</li> <li>- Theory and Measurement of GSR</li> <li>- Sensor Data Collecting with Raspberry Pi</li> <li>- Web Server Construction with Lighttpd</li> <li>- Sensor Monitoring with Javascript</li> <li>- Alarm Setting with IFTTT</li> </ul>



## How to Measure & Interlock


### 1. ECG (Electro CardioGram)

When the heart is beating, the minute action potential difference in the myocardium is measured by the electrode attached to the body surface, and the change curve over time is expressed in mV.




### 2. Respiration

The change in impedance due to changes in volume inside the chest is measured.




### 3. SpO2 (Pulse Oximeter)

The percentage of hemoglobin concentration that contains oxygen to the concentration of total hemoglobin in the blood stream is measured by optical method.



### 4. NIBP (Non-Invasive Blood Pressure)

NIBP is the way to measure blood pressure that we see easily around ourselves. If you put a cuff on your forearm and use an air pump to put air into the cuff, the cuff swells and blocks the artery. Systolic blood pressure and diastolic blood pressure are determined while listening to the vortex sounds that occur when the blood flows as the cuff is decompressed step by step.



## 5. Bio Impedance

Of the constituents of the human body, the substances measurable by impedance are water and fat. Body fat and body water content are measured by bio-impedance.



Grabbing Bio Sensor



Used Module



Measured Value Display

## 6. EEG (Electro EncephaloGram)

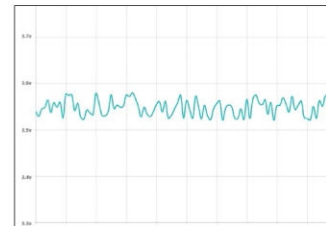
Using an electrode attached to the surface of the head, electrical signals from the brain's electrical activity are measured non-invasively.



Measurement Method



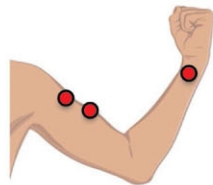
Used Module



Waveform (Hz)

## 7. EMG (Electro MyoGraphy)

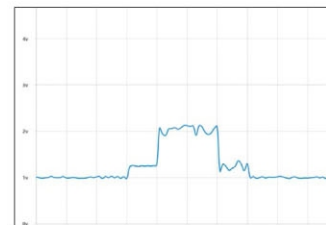
Attaches an electrode to the surface of the skin and measures the electrical signal generated when the muscle cells are activated electrically and neurologically.



Measurement Method



Used Module



Waveform (v)

## 8. EOG (Electro OculoGraphy)

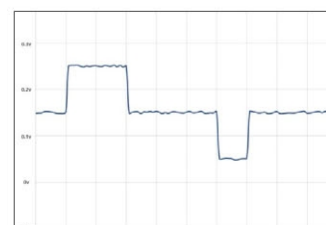
Measures minute voltage between retina and cornea caused by eye movement.



Measurement Method



Used Module




Waveform (V)




## 9. PCG (Phono CardioGram)

The condenser microphone is used to amplify the heart sound and the value is measured with its waveform and sound.




## 10. BT (Body Temperature)

Measures the temperature of the human body.



## 11. HHI (Human-Human Interface)


Experiment of interlocking between two persons. When an electrical signal is detected in the movement of one person's arm, an electrical signal is generated in the other person's arm.






**Option 12. GSR (Galvanic Skin Response)**

When you have strong feelings, sweat is released from the sweat glands by the stimulated sympathetic nervous system. The conductivity of the skin at this time is measured with the electrodes attached to two fingers.

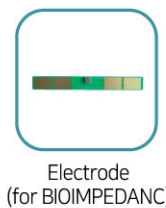


**Option 13. DUST**

Measures fine dust in the air.



## Product Configuration





Internet of Things

# IoT Smart Health LAB

Medical Care, Health Care and IoT

